


INTRODUCTION

The UK Health and Safety Executive have identified a risk offshore where Life Rafts are being used with escape decent devices in escape to sea systems. The Life Raft painter lines are connected to an extension line that is secured to the installation. The painter and extension is then used as a guide line for the escape decent devices allowing the evacuee to descend to the Life Raft. The issue that has been identified concerns the connection between the Life Raft painter line and the extension line. The knots used at the connection point may be too large for the decent device carabiner to pass over, presenting an obstruction in the line and preventing the evacuee from escape. An example of this issue is displayed in the below photograph taken from the Safety Alert raised by the Step Change in Safety Organisation.



	Date: 09/11/2017
	Page: 2 of 1


SOLUTION

The following instructions describe the step-by step process to remove this obstruction and reconnect the painter and extension lines with a more suitable streamlined knot suitable for use with escape to sea decent devices.

STEP 1:

Remove tape and un-tie knot in painter line end.

BEFORE:



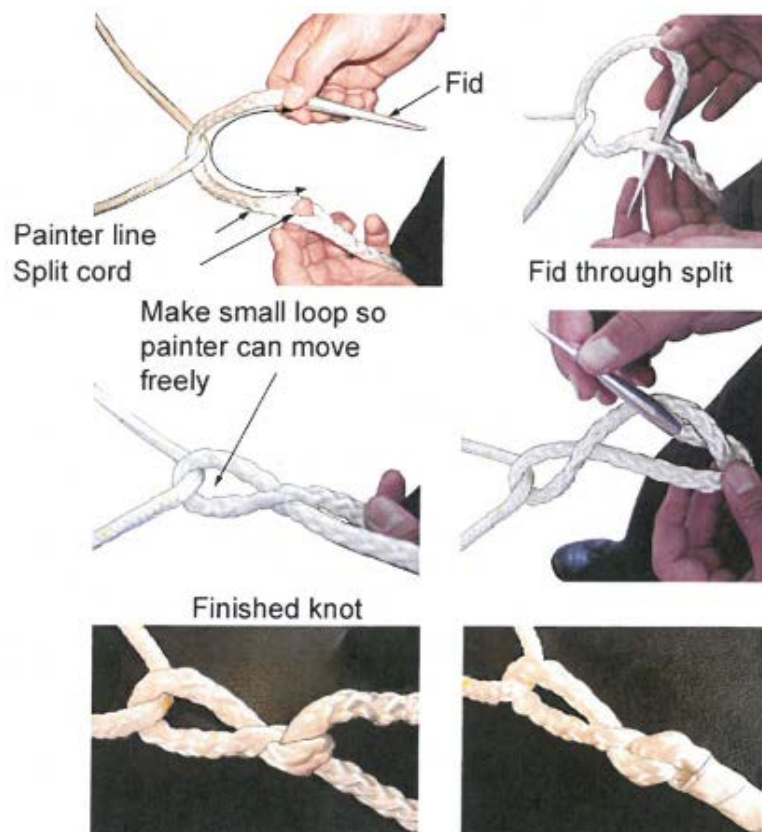
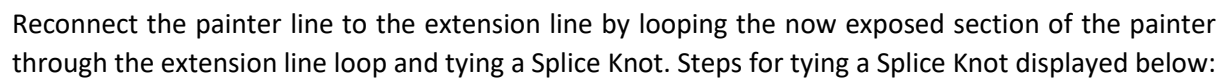
AFTER:



Remove approximately 25-30cm of Black Rubber from the end of the painter line, being sure to leave some black rubber protection on the line at exit from Life Raft container.



WHEN REMOVING THE RUBBER TUBING DO SO WITH CARE TO PREVENT ANY DAMAGE TO THE PAINTER LINE.



	Date: 09/11/2017
	Page: 4 of 1

The completed knots will look like the below example:



STEP 4:

Double tape the knots and flying ends of both knots and the exposed length of the painter line, back to the remaining black rubber tubing. Thus, providing extra security and protection to the knots as well as providing a smooth transition from painter to extension, removing any obstruction in the line. The final taped lines shall appear like the below example:



	Date: 09/11/2017
	Page: 5 of 1

CONCLUSION

This can be completed offshore without compromising the integrity of the Life Raft. If additional lengths of rope are required to do this please send an e-mail detailing the quantity and length required to the below address and we will organise supply accordingly.

Aberdeen.Servicing@survitecgroup.com